


ORDER NO.	DESCRIPTION
640-S-8-XS <small>LOGO: 16307 SUGGESTED</small>	MTC FRACTURE BRACE®
650-S-8-XS <small>LOGO: 16384 SUGGESTED USPN 9,782,285</small>	MTC FRACTURE BRACE® WITH THUMB SPICA




MTC FRACTURE BRACE®

- Controls forearm pronation/supination
- Allows elbow flexion/extension
- Simple and fast application
- Comfortable fit
- Easily adjusted
- Step-down capability

SIZING: PLEASE REFERENCE PAGE 14 FOR SIZING

ORDER NO.	DESCRIPTION
501-PED	THE GUS SHOULDER IMMOBILIZER SLING
501-XS	THE GUS SHOULDER IMMOBILIZER SLING
501-S	THE GUS SHOULDER IMMOBILIZER SLING <small>LOGO: 16370 SUGGESTED</small>



THE GUS SHOULDER IMMOBILIZER


- Padded pressure sensitive straps are adjustable and comfortable
- Deep pocket design
- Two adjustment points for each strap allows for better fit
- Comfortable fit
- Open end with thumb loop adds comfort and eliminates slippage
- 501 PED constructed of cotton polyester in a fun, colorful, kid friendly print

SIZING: MEASURE FROM OLECRANON TO KNUCKLES HEIGHT

	7" - 9"	(18 - 23CM)	5" (12CM)
PED	7" - 9"	(18 - 23CM)	5" (12CM)
XS	8" - 10"	(20CM - 25CM)	7" (18CM)
S	10" - 12"	(25CM - 30CM)	7" (18CM)

501 XS, S AVAILABLE IN BLACK ONLY

ORDER NO.	DESCRIPTION
661 <small>LOGO: 16350 SUGGESTED</small>	CLAVICLE SPLINT



CLAVICLE SPLINT

- Ideal for clavicle fracture splinting and posture control
- Comfortable foam construction provides proper immobilization
- Contoured urethane foam is hook & loop sensitive allowing maximum adjustability
- Two buckles on rear felt pad are used for tension adjustment

SIZING: MEASURE FROM CENTER OF SHOULDER BLADES AROUND SHOULDER

	MIN	MAX
XS	15" (38CM)	21" (53CM)
S	19" (48CM)	28" (71CM)

ORDER NO.	DESCRIPTION
6674 6675 <small>LOGO: 16327 SUGGESTED</small>	SHIELDS II® BRACE HINGED SHIELDS II® BRACE



SHIELDS II® HINGED SHIELDS II

- Provides dynamic control of the patella reducing discomfort and enhancing recovery
- Trakaderm® U-shaped buttress allows for treatment of multiple patella indications and fine tuning the position of the patella no matter the malalignment
- One brace fits both left and right for less inventory
- Independent calf and thigh straps adjust for contours of the leg
- Low Profile and extremely durable

SIZING: MEASURE 4" ABOVE MID-PATELLA

	10" - 11.5"	(25CM - 29CM)
XS	10" - 11.5"	(25CM - 29CM)
S	12" - 13.5"	(30CM - 34CM)

MEASURE AT MID-PATELLA

	10" - 11"	(25CM - 28CM)
XS	10" - 11"	(25CM - 28CM)
S	11.5" - 13"	(29CM - 33CM)

ORDER NO.	DESCRIPTION
211 <small>LOGO: 16367 SUGGESTED</small>	12" THREE PANEL KNEE IMMOBILIZER



KNEE IMMOBILIZER

- Provides rigid support for the knee
- 3/8" (9.5mm) pile foam laminate w/ black flannel interior ensures patient comfort
- Two detachable panels for circumferential adjustments for custom fitting
- Posterior and medial/lateral stays are malleable
- Optional patella strap provides extra knee control

SIZING: FITS MID-PATELLA CIRC.

	12" - 24"	(30CM - 61CM)
	12" - 24"	(30CM - 61CM)

ORDER NO.	DESCRIPTION
314-BLK 308A <small>LOGO: 16302 SUGGESTED</small>	WEBLY ZAP® ANKLE ORTHOSIS OPTIONAL STAYS (PAIR)




WEBLY ZAP® ANKLE ORTHOSIS

- Limits ankle inversion/eversion while not restricting plantar and dorsiflexion
- Figure 8 stabilizing straps replicate ankle taping
- Low profile brace fits in shoes
- Useful prophylactically and for ankle sprains
- Seamless design maximizes comfort
- Elastic strap closure improves compression and control of syndesmosis
- Universal fits right or left
- For additional support add stays

SIZING: FITTING BY SHOE SIZE

	NARROW	REGULAR	WIDE
MEN	NARROW	REGULAR	WIDE
XXS	6.5	5.5 - 6	5
XS	7.5	6.5 - 7	6
S	8.5	7.5 - 8	7
WOMEN	NARROW	REGULAR	WIDE
XXS	7.5	6.5 - 7	6
XS	9	7.5 - 8.5	7
S	10.5	8 - 10	7.5

ORDER NO.	DESCRIPTION
318 308A <small>LOGO: 16302 SUGGESTED</small>	RAPID ZAP™ ANKLE ORTHOSIS OPTIONAL STAYS (PAIR)



RAPID ZAP™ ANKLE ORTHOSIS

- Unique lacing design allows independent fore foot, mid foot and ankle adjustments
- Figure 8 Straps mimic ankle taping job in a preferred neutral position providing resistance to "roll-over" ankle injury while not restricting walking and running
- Sturdy construction and seamless design offers comfort, application, quality and durability
- Elastic cuff closure secures laces and straps while offering additional compression
- Adjustable lacing panel enables the opening to accommodate wide or swollen ankles
- A brace from acute to sports

SIZING: FITTING BY SHOE SIZE

	NARROW	REGULAR	WIDE
MEN	NARROW	REGULAR	WIDE
XXS	6.5	5.5 - 6	5
XS	7.5	6.5 - 7	6
S	8.5	7.5 - 8	7
WOMEN	NARROW	REGULAR	WIDE
XXS	7.5	6.5 - 7	6
XS	9	7.5 - 8.5	7
S	10.5	8 - 10	7.5