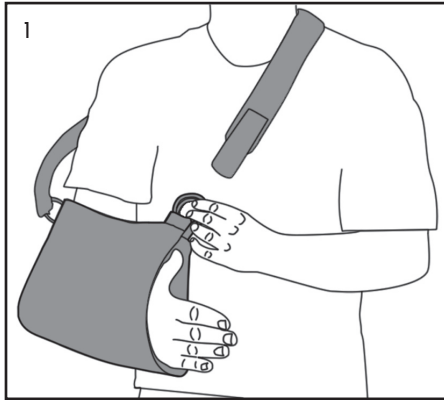


Arm Sling

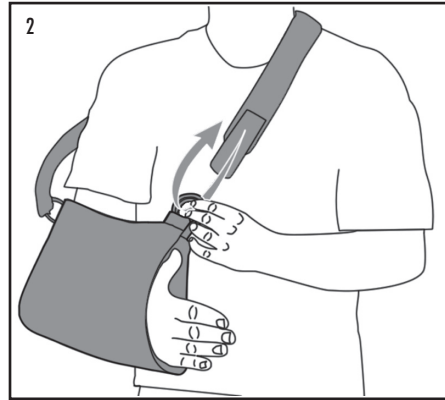
500

Warnings and Instructions: Review carefully, proper application is required

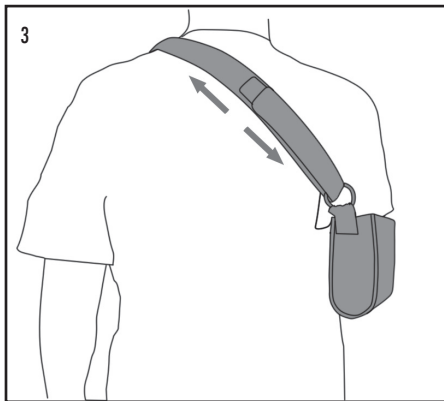
⚠ Warning: This device will not prevent or eliminate risk of injury. Do Not Overtighten. If swelling, pain, skin irritation, or an unusual reaction occurs, discontinue use immediately and consult your medical professional.
Care: Hand wash using mild soap. Rinse thoroughly. Air dry only. Do not tumble dry.



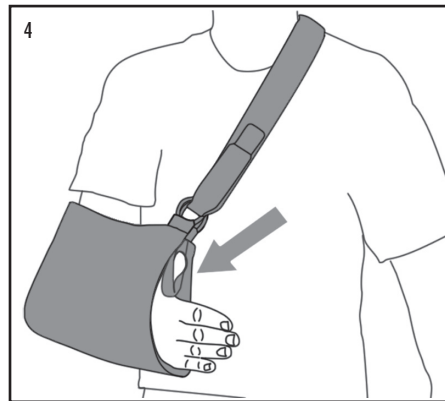
1. Place arm in the sling.
Pull rings together



2. Pull the shoulder strap through the double rings and secure.



3. Adjust shoulder strap as necessary to ensure a comfortable and functional fit.



4. Place thumb in thumb strap for comfort.



© 2017 Weber Orthopedics Inc.
DBA Hely & Weber all rights reserved



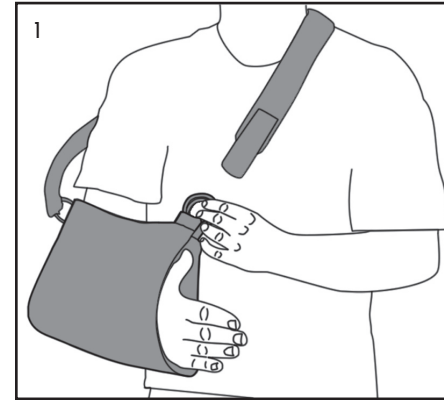
Rev D 8/25

Arm Sling

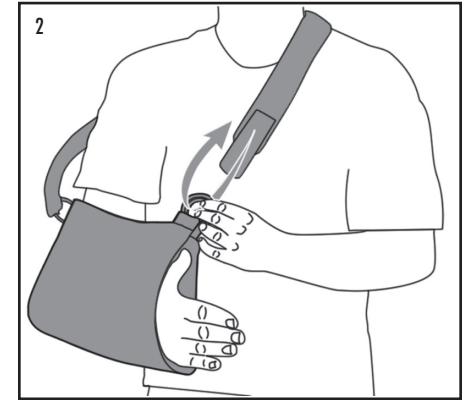
500

Warnings and Instructions: Review carefully, proper application is required

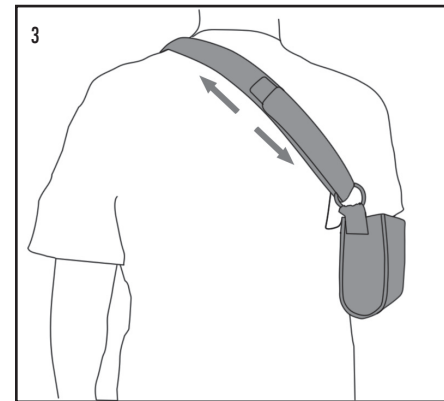
⚠ Warning: This device will not prevent or eliminate risk of injury. Do Not Overtighten. If swelling, pain, skin irritation, or an unusual reaction occurs, discontinue use immediately and consult your medical professional.
Care: Hand wash using mild soap. Rinse thoroughly. Air dry only. Do not tumble dry.



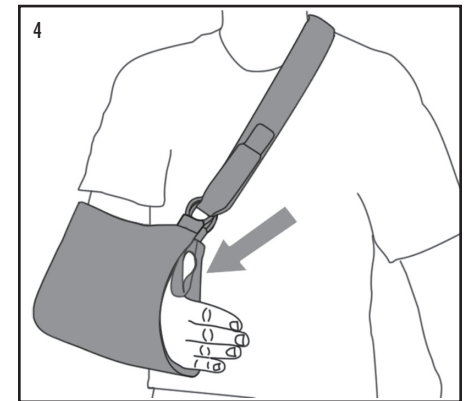
1. Place arm in the sling.
Pull rings together



2. Pull the shoulder strap through the double rings and secure.



3. Adjust shoulder strap as necessary to ensure a comfortable and functional fit.



4. Place thumb in thumb strap for comfort.



© 2017 Weber Orthopedics Inc.
DBA Hely & Weber all rights reserved



Rev D 8/25