

# Matt Strap (Elbow)

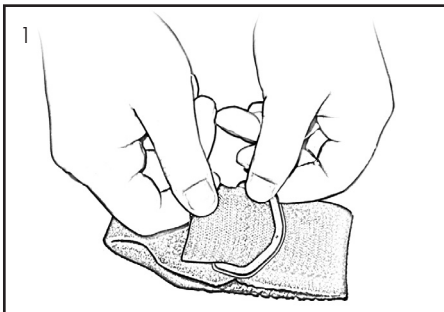
3704

## Warnings and Instructions: Review carefully, proper application is required

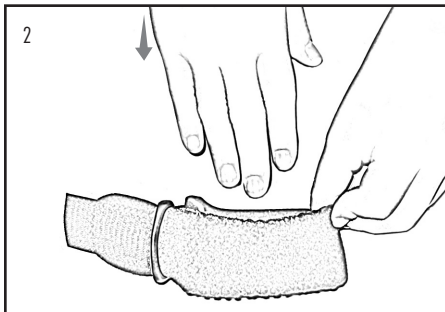
**⚠ Warning:** This device will not prevent or eliminate risk of injury. Do Not Overtighten. If swelling, pain, skin irritation, or an unusual reaction occurs, discontinue use immediately and consult your medical professional.

This device should not be worn by persons with known allergies to neoprene.

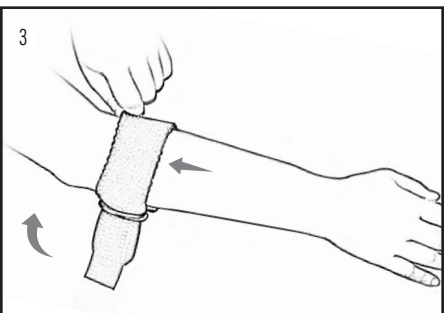
Care: Hand wash using mild soap. Rinse thoroughly. Air dry only. Do not tumble dry.



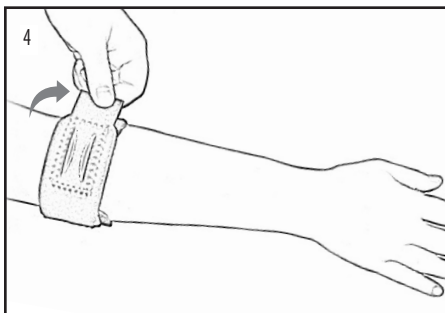
1. Pull strap through D-ring.



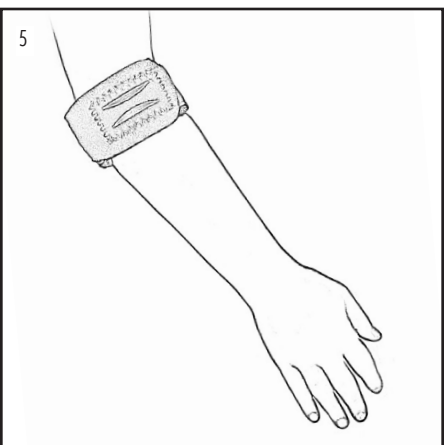
2. Slip strap on arm.



3. Place buttress over the affected area.



4. Secure the strap.



5. Finished application.

U.S. Patent No. D500137

# Matt Strap (Elbow)

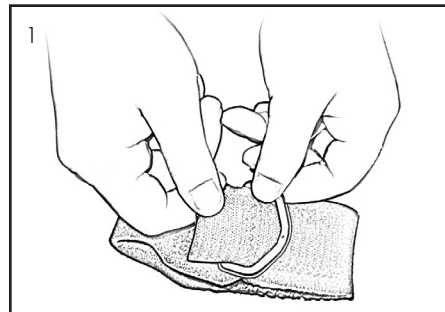
3704

## Warnings and Instructions: Review carefully, proper application is required

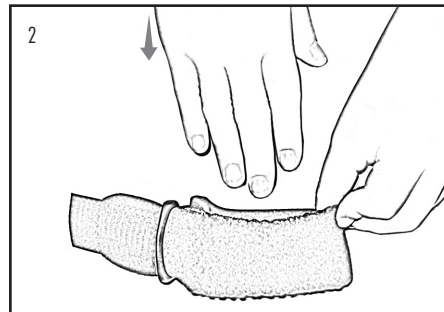
**⚠ Warning:** This device will not prevent or eliminate risk of injury. Do Not Overtighten. If swelling, pain, skin irritation, or an unusual reaction occurs, discontinue use immediately and consult your medical professional.

This device should not be worn by persons with known allergies to neoprene.

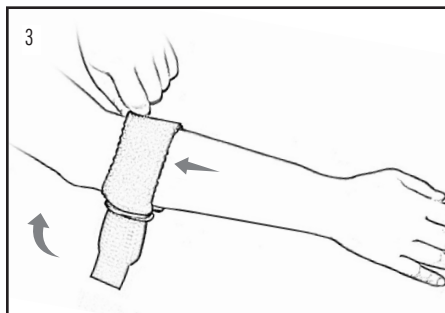
Care: Hand wash using mild soap. Rinse thoroughly. Air dry only. Do not tumble dry.



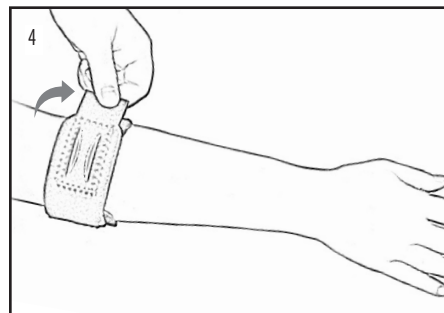
1. Pull strap through D-ring.



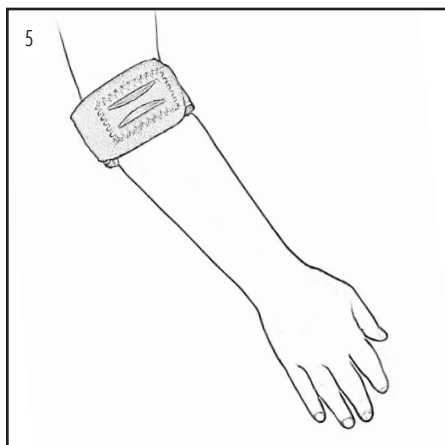
2. Slip strap on arm.



3. Place buttress over the affected area.



4. Secure the strap.



5. Finished application.

U.S. Patent No. D500137

# Matt Strap (Knee)

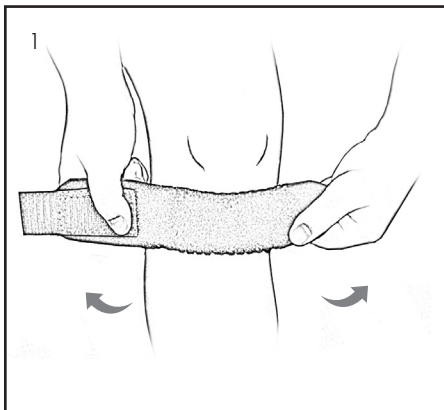
3704

## Warnings and Instructions: Review carefully, proper application is required

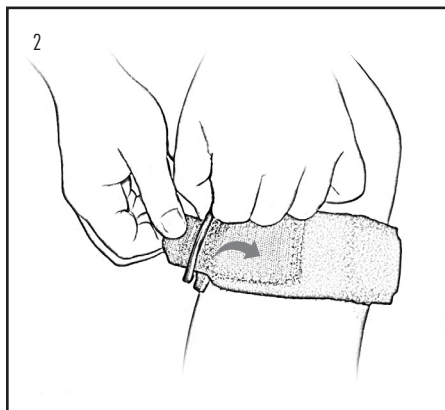
**⚠ Warning:** This device will not prevent or eliminate risk of injury. Do Not Overtighten. If swelling, pain, skin irritation, or an unusual reaction occurs, discontinue use immediately and consult your medical professional.

This device should not be worn by persons with known allergies to neoprene.

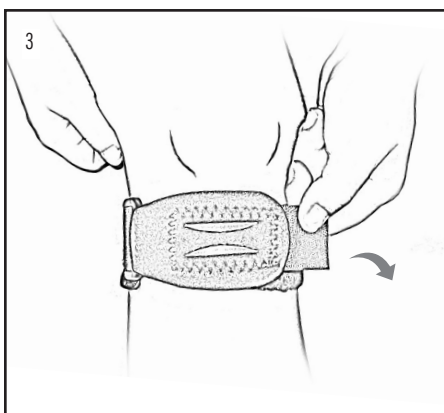
Care: Hand wash using mild soap. Rinse thoroughly. Air dry only. Do not tumble dry.



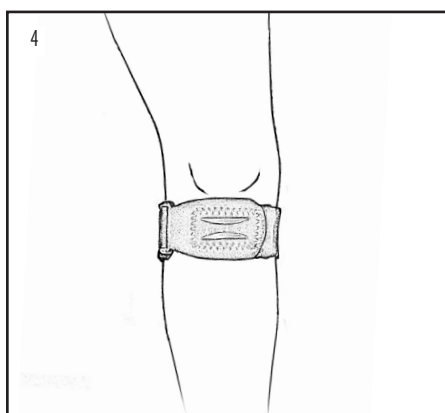
1. Place the moon shaped buttress over the affected area. Wrap the strap around the leg.



2. Pull strap through D-ring.



3. Secure the strap.



4. Finished application.

# Matt Strap (Knee)

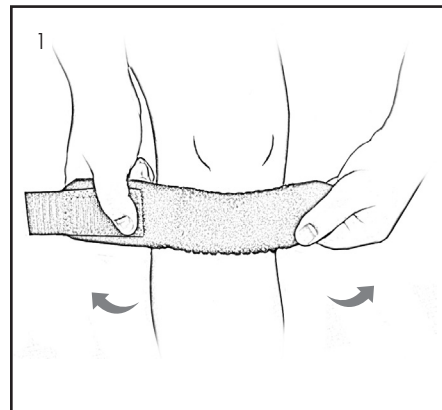
3704

## Warnings and Instructions: Review carefully, proper application is required

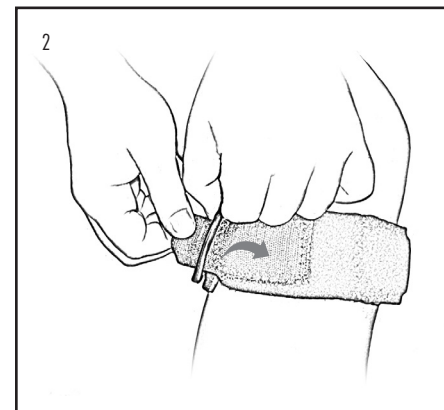
**⚠ Warning:** This device will not prevent or eliminate risk of injury. Do Not Overtighten. If swelling, pain, skin irritation, or an unusual reaction occurs, discontinue use immediately and consult your medical professional.

This device should not be worn by persons with known allergies to neoprene.

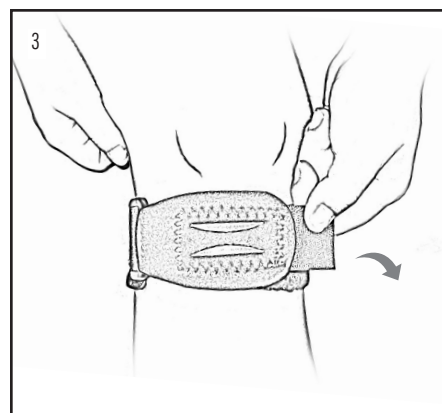
Care: Hand wash using mild soap. Rinse thoroughly. Air dry only. Do not tumble dry.



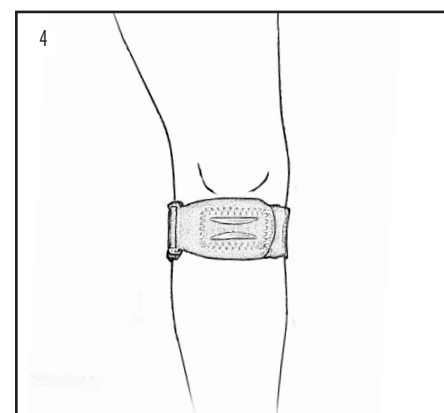
1. Place the moon shaped buttress over the affected area. Wrap the strap around the leg.



2. Pull strap through D-ring.



3. Secure the strap.



4. Finished application.

U.S. Patent No. D500137

U.S. Patent No. D500137

**HELLY & WEBER**  
© 2014 Weber Orthopedics Inc.  
DBA Hely & Weber all rights reserved

1185 E Main St. Santa Paula, California 93060  
California: 800-221-5465, National: 800-654-3241  
International: 805-525-4244, fax: 805-933-2348  
U.S. fax: 800-559-5975, www.hely-weber.com

**CE**  
[EC][REP]  
MDSS GmbH, Schiffgraben 41  
30175 Hannover, Germany

Rev B 3/14

**HELLY & WEBER**  
© 2014 Weber Orthopedics Inc.  
DBA Hely & Weber all rights reserved

1185 E Main St. Santa Paula, California 93060  
California: 800-221-5465, National: 800-654-3241  
International: 805-525-4244, fax: 805-933-2348  
U.S. fax: 800-559-5975, www.hely-weber.com

**CE**  
[EC][REP]  
MDSS GmbH, Schiffgraben 41  
30175 Hannover, Germany

Rev B 3/14