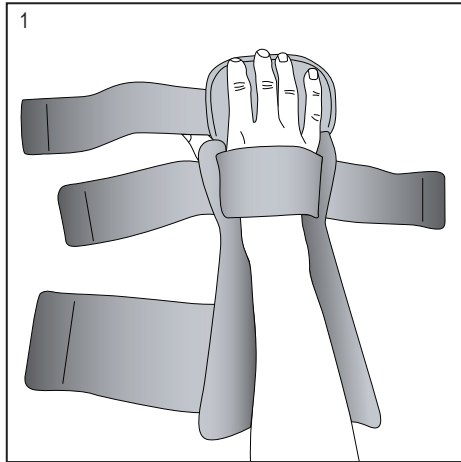


# TFO® The Fracture Orthosis (475TINY)

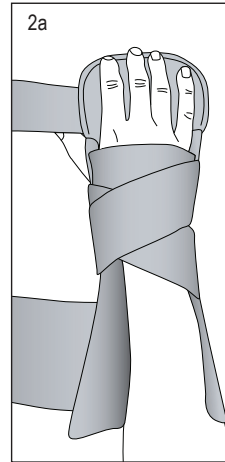
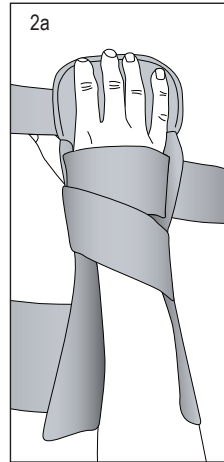
475TINY

## Warnings and Instructions: Review carefully, proper application is required

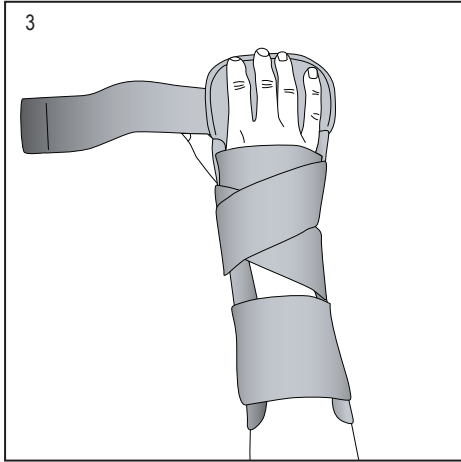
**⚠ Warning:** This device will not prevent or eliminate risk of injury. Do Not Overtighten. If swelling, pain, skin irritation, or an unusual reaction occurs, discontinue use immediately and consult your medical professional.  
Care: Hand wash using mild soap. Rinse thoroughly. Air dry only. Do not tumble dry. For single patient use only.



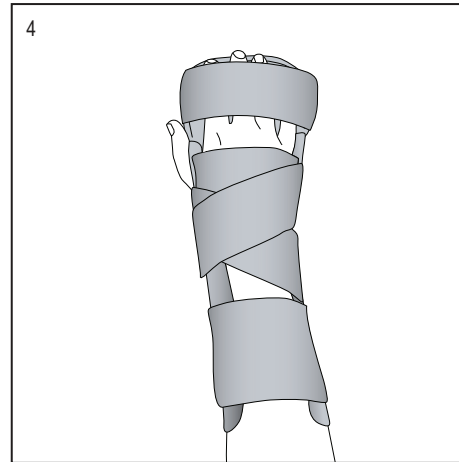
1. Place the affected hand in the brace.



2. Fasten the middle strap in a crisscross fashion.

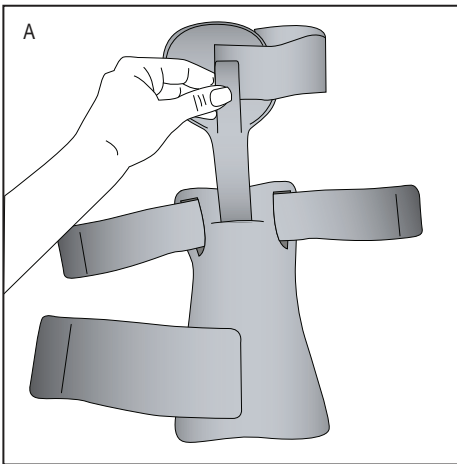


3. Fasten the proximal strap.

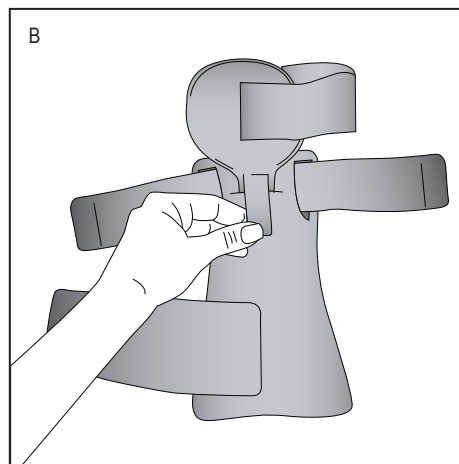


4. Fasten the digital strap to complete application.

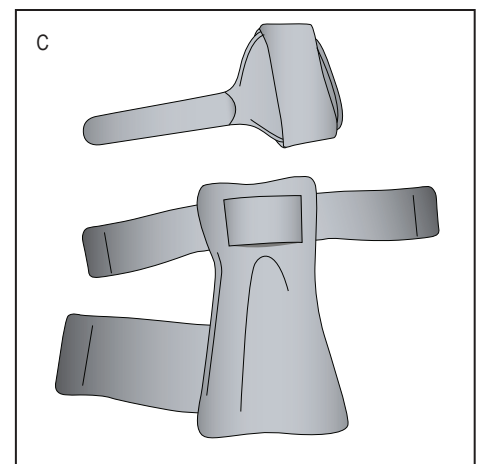
## Hand Pan may be adjusted or removed for comfort



A. Adjust the hand pan by releasing the closure hook and telescoping to the appropriate length/position.



B. Replace hook closure.



C. Remove the hand pan entirely if immobilization/rest of the digits is not necessary.