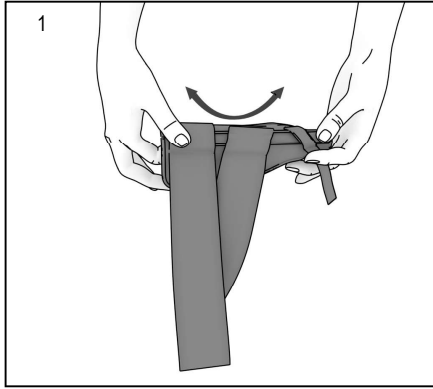


Warnings and Instructions: Review carefully, proper application is required

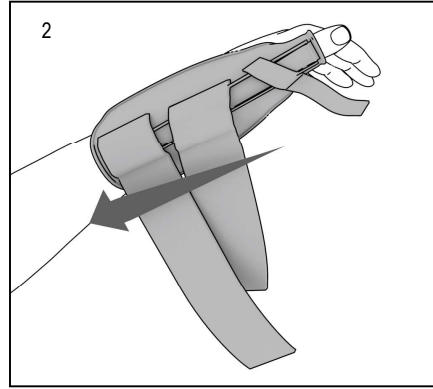
⚠ Warning: This device will not prevent or eliminate risk of injury. Do Not Overtighten. If swelling, pain, skin irritation, or an unusual reaction occurs, discontinue use immediately and consult your medical professional.

This device should not be worn by persons with known allergies to neoprene.

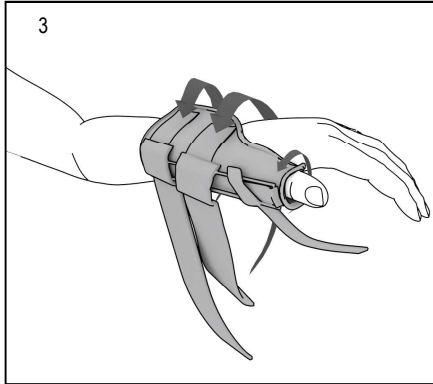
Care: Hand wash using mild soap. Rinse thoroughly. Air dry only. Do not tumble dry.



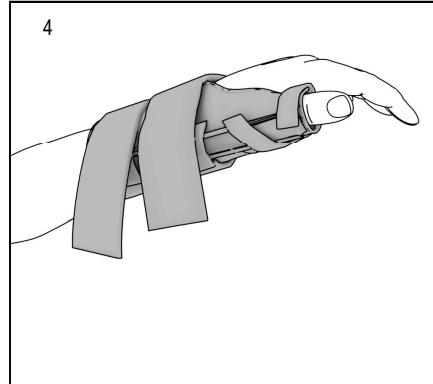
1. Bend tubing to customize application as directed by your practitioner.



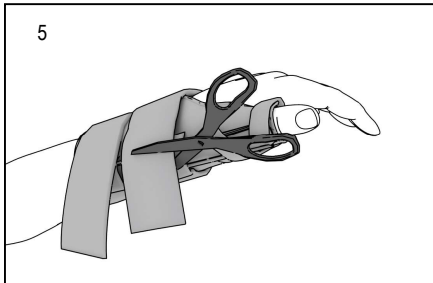
2. Place brace on arm with thumb through thumb hole.



3. Pull and fasten straps.



4. Finished application.



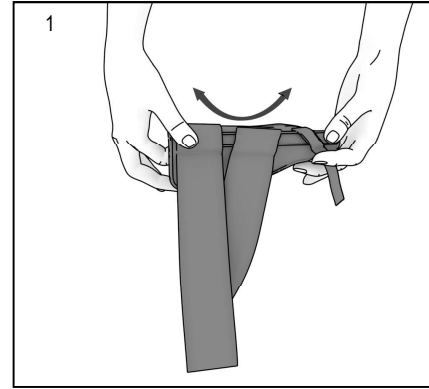
5. Trim straps.

**Warnings and Instructions: Review carefully, proper application is required**

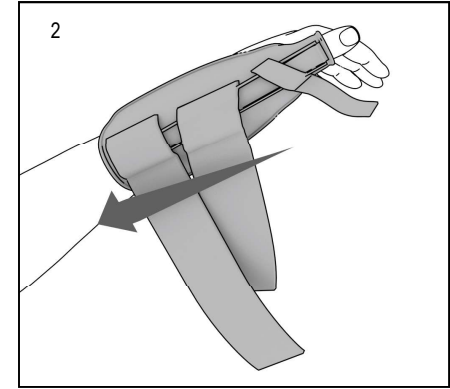
⚠ Warning: This device will not prevent or eliminate risk of injury. Do Not Overtighten. If swelling, pain, skin irritation, or an unusual reaction occurs, discontinue use immediately and consult your medical professional.

This device should not be worn by persons with known allergies to neoprene.

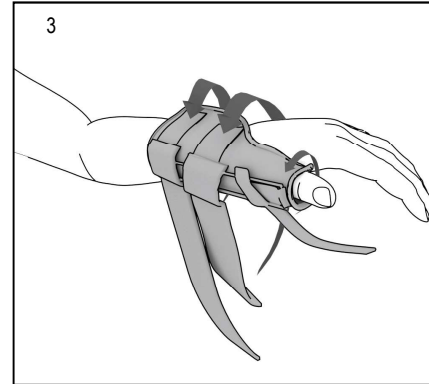
Care: Hand wash using mild soap. Rinse thoroughly. Air dry only. Do not tumble dry.



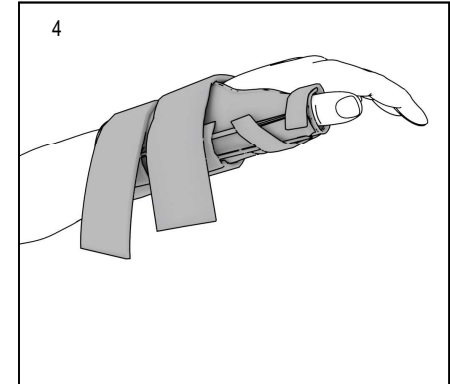
1. Bend tubing to customize application as directed by your practitioner.



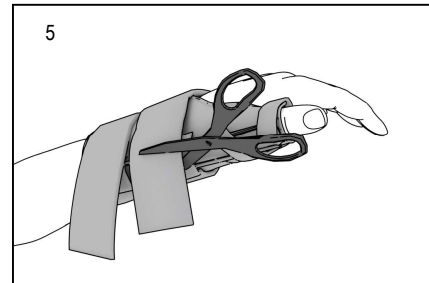
2. Place brace on arm with thumb through thumb hole.



3. Pull and fasten straps.



4. Finished application.



5. Trim straps.

