

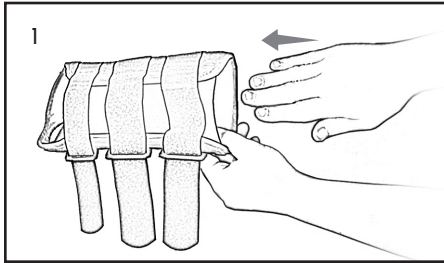
Phomfit™ Wrist

436
437

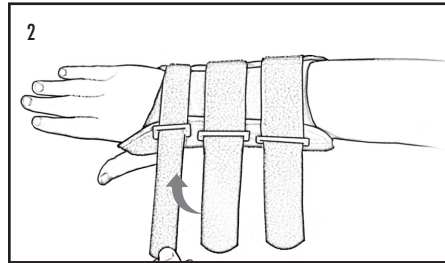
Warnings and Instructions: Review carefully, proper application is required

⚠ Warning: This device will not prevent or eliminate risk of injury. Do Not Overtighten. If swelling, pain, skin irritation, or an unusual reaction occurs, discontinue use immediately and consult your medical professional.

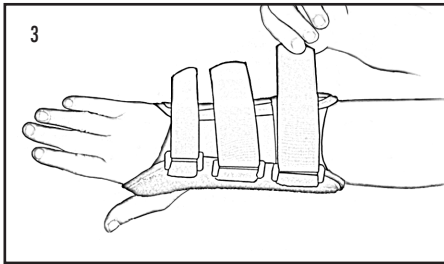
Care: Hand wash using mild soap. Rinse thoroughly. Air dry only. Do not tumble dry.



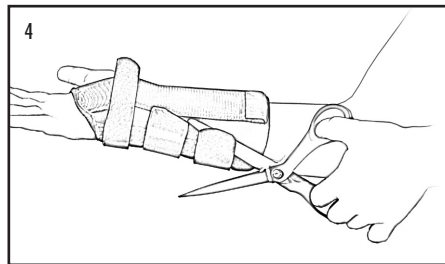
1. Slip brace over the wrist.



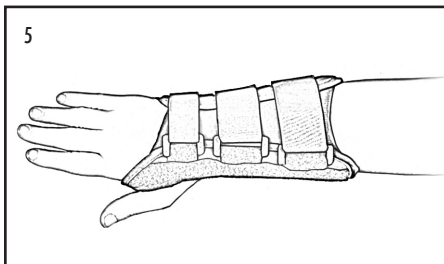
2. Pull straps through D-rings.



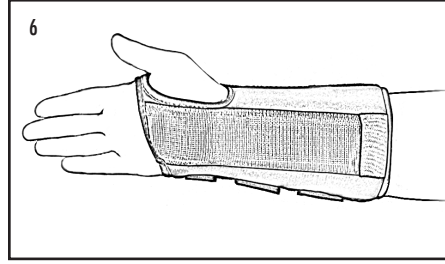
3. Secure straps.



4. Trim excess strap material.



5. Finished application.



6. Finished application (Palm side).

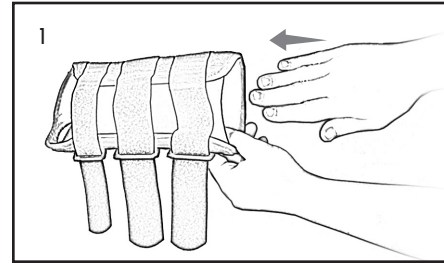
Phomfit™ Wrist

436
437

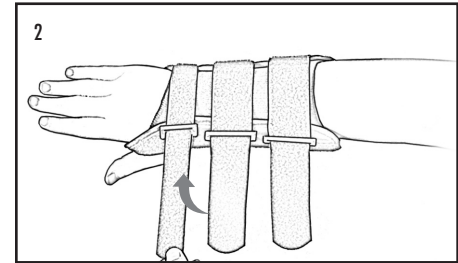
Warnings and Instructions: Review carefully, proper application is required

⚠ Warning: This device will not prevent or eliminate risk of injury. Do Not Overtighten. If swelling, pain, skin irritation, or an unusual reaction occurs, discontinue use immediately and consult your medical professional.

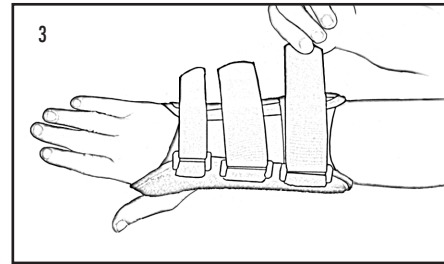
Care: Hand wash using mild soap. Rinse thoroughly. Air dry only. Do not tumble dry.



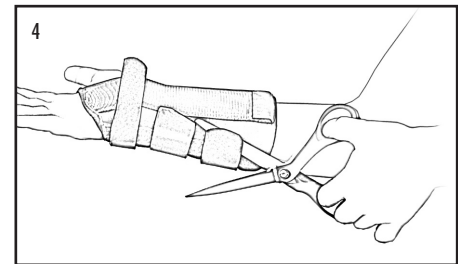
1. Slip brace over the wrist.



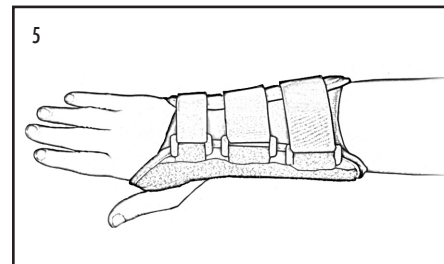
2. Pull straps through D-rings.



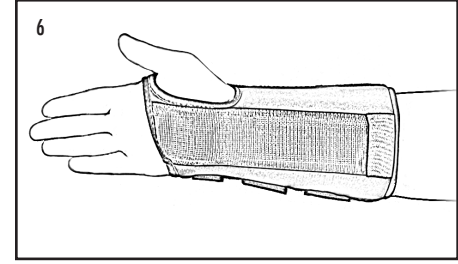
3. Secure straps.



4. Trim excess strap material.



5. Finished application.



6. Finished application (Palm side).