

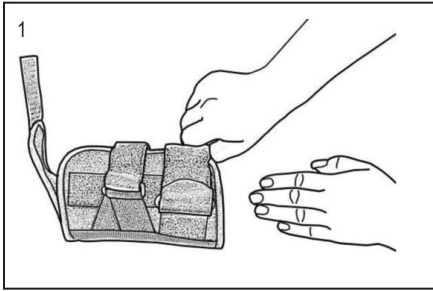
Universal Wrist Orthosis

438

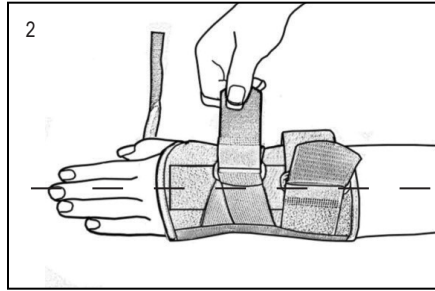
Warnings and Instructions: Review carefully, proper application is required

⚠ Warning: This device will not prevent or eliminate risk of injury. Do Not Overtighten. If swelling, pain, skin irritation, or an unusual reaction occurs, discontinue use immediately and consult your medical professional.

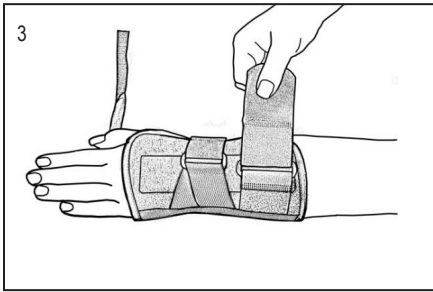
Care: Hand wash using mild soap. Rinse thoroughly. Air dry only. Do not tumble dry.



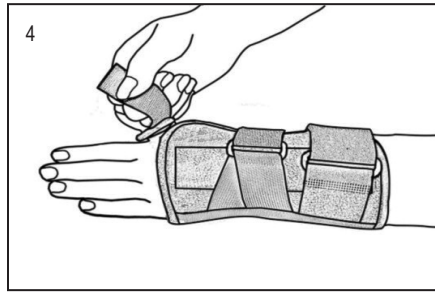
1. Slip brace over wrist



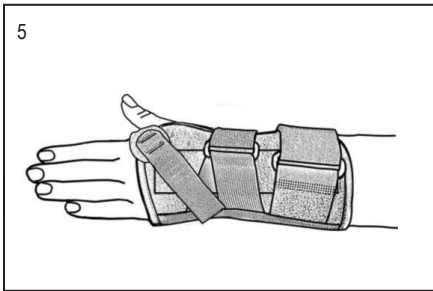
2. Align the dorsal stay with the mid-knuckle.
Secure the first wrist strap



3. Secure the second wrist strap.



4. Secure the webspace strap.



5. Finished application.

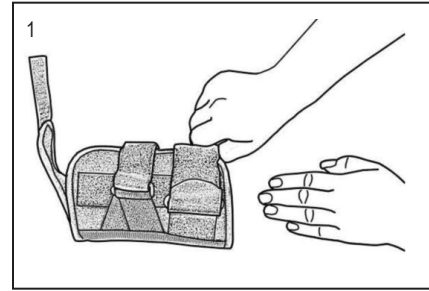
Universal Wrist Orthosis

438

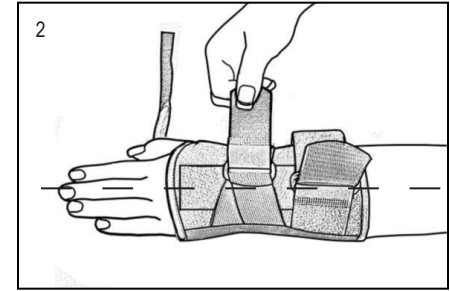
Warnings and Instructions: Review carefully, proper application is required

⚠ Warning: This device will not prevent or eliminate risk of injury. Do Not Overtighten. If swelling, pain, skin irritation, or an unusual reaction occurs, discontinue use immediately and consult your medical professional.

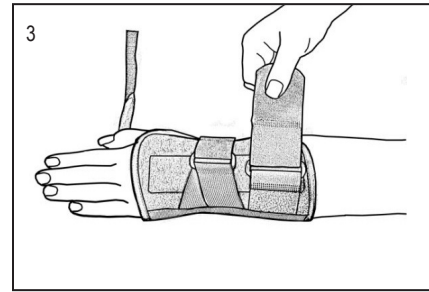
Care: Hand wash using mild soap. Rinse thoroughly. Air dry only. Do not tumble dry.



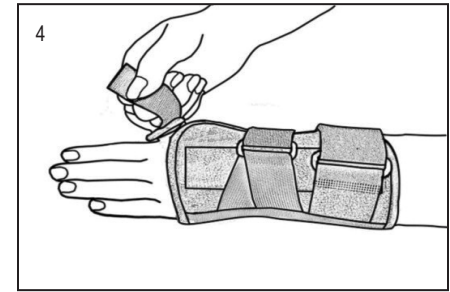
1. Slip brace over wrist



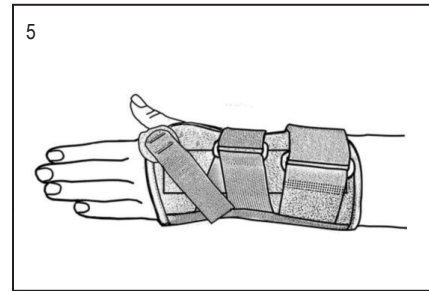
2. Align the dorsal stay with the mid-knuckle.
Secure the first wrist strap



3. Secure the second wrist strap.



4. Secure the webspace strap.



5. Finished application.