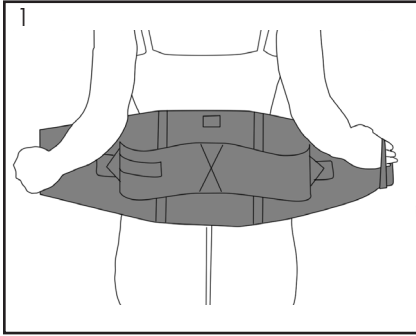
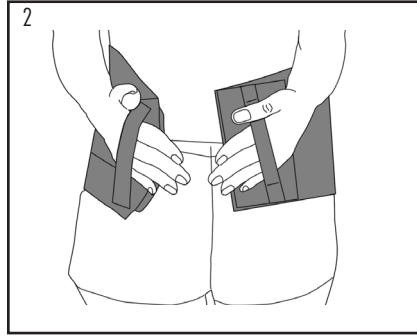


Warnings and Instructions: Review carefully, proper application is required

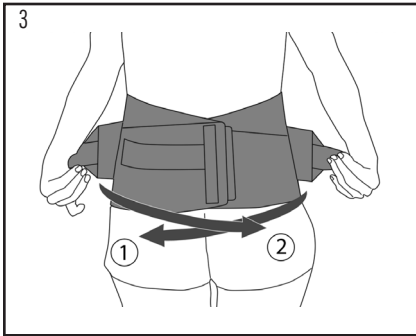
⚠ Warning: This device will not prevent or eliminate risk of injury. Do Not Overtighten. If swelling, pain, skin irritation, or an unusual reaction occurs, discontinue use immediately and consult your medical professional.
 Care: Hand wash using mild soap. Rinse thoroughly. Air dry only. Do not tumble dry.



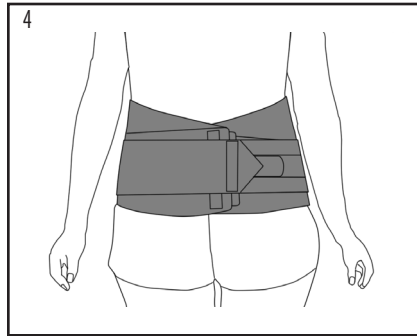
1. Center the brace on the spine.



2. Pull and secure front closure.



3. Pull and secure left pull strap. Pull and secure right pull strap.



4. Finished application.



View Application Video



1185 E Main St., Santa Paula, California 93060
 California: 800-221-5465, National: 800-654-3241
 International: 805-525-4244, fax: 805-933-2348
 U.S. fax: 800-559-5975, www.hely-weber.com

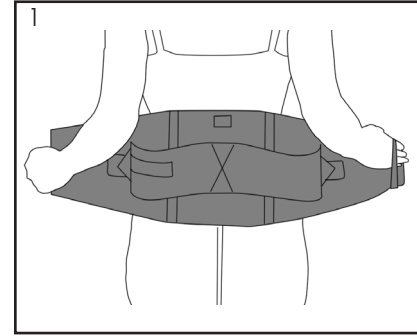


MDSS GmbH, Schiffgraben 41
 30175 Hannover, Germany

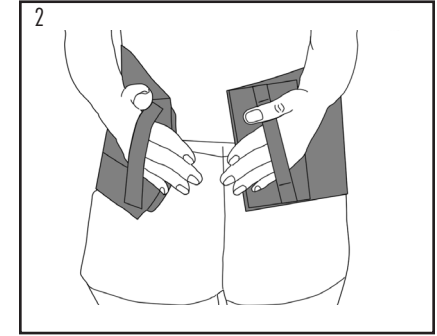
Rev B 4/15

Warnings and Instructions: Review carefully, proper application is required

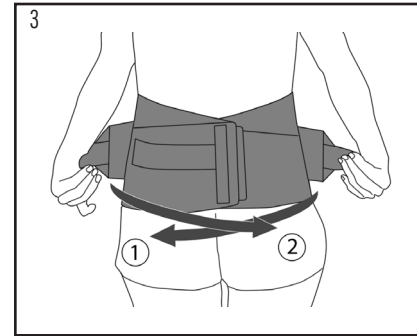
⚠ Warning: This device will not prevent or eliminate risk of injury. Do Not Overtighten. If swelling, pain, skin irritation, or an unusual reaction occurs, discontinue use immediately and consult your medical professional.
 Care: Hand wash using mild soap. Rinse thoroughly. Air dry only. Do not tumble dry.



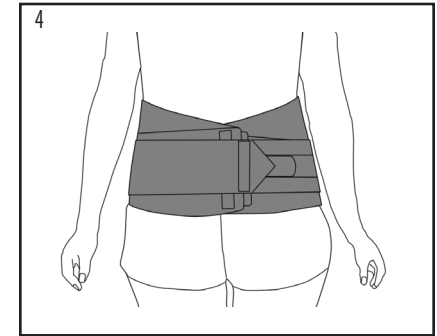
1. Center the brace on the spine.



2. Pull and secure front closure.



3. Pull and secure left pull strap. Pull and secure right pull strap.



4. Finished application.



View Application Video



1185 E Main St., Santa Paula, California 93060
 California: 800-221-5465, National: 800-654-3241
 International: 805-525-4244, fax: 805-933-2348
 U.S. fax: 800-559-5975, www.hely-weber.com



MDSS GmbH, Schiffgraben 41
 30175 Hannover, Germany

Rev B 4/15