

# Osgood Schlatter - Short

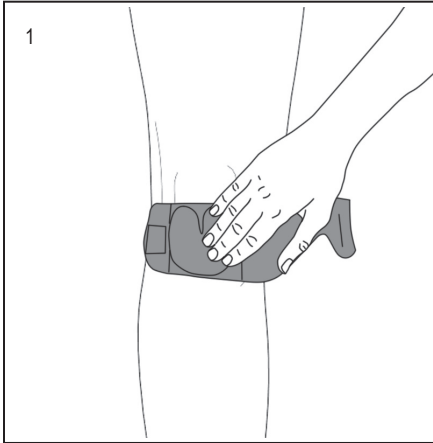
3647S

**Warnings and Instructions: Review carefully, proper application is required**

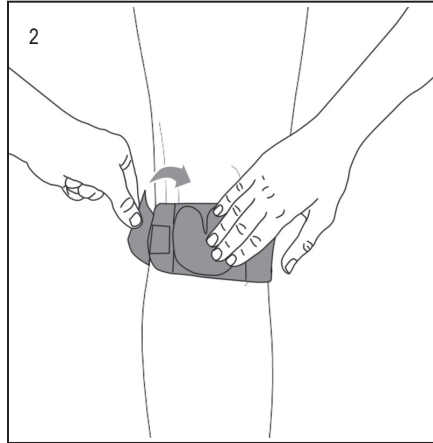
**⚠ Warning:** This device will not prevent or eliminate risk of injury. Do Not Overtighten. If swelling, pain, skin irritation, or an unusual reaction occurs, discontinue use immediately and consult your medical professional.

This device should not be worn by persons with known allergies to neoprene.

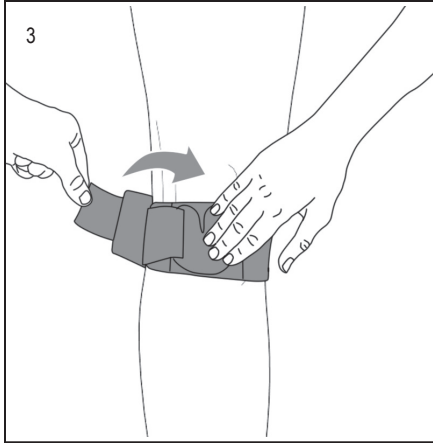
Care: Hand wash using mild soap. Rinse thoroughly. Air dry only. Do not tumble dry.



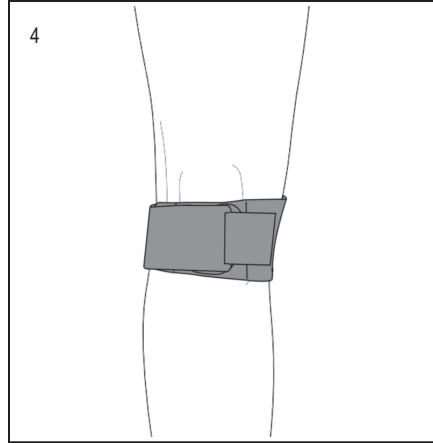
1. Place smooth side of buttress against patella.



2. Hold buttress in place, pull and fasten assist strap.



3. Pull and fasten main brace strap.



4. Completed application.

# Osgood Schlatter - Short

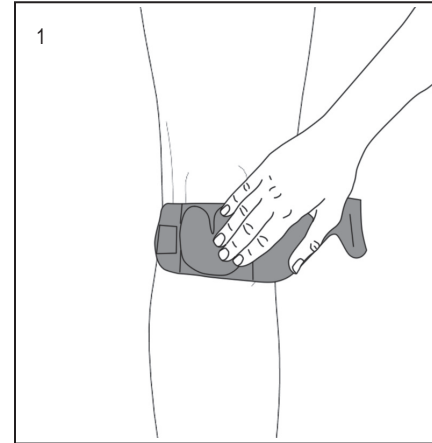
3647S

**Warnings and Instructions: Review carefully, proper application is required**

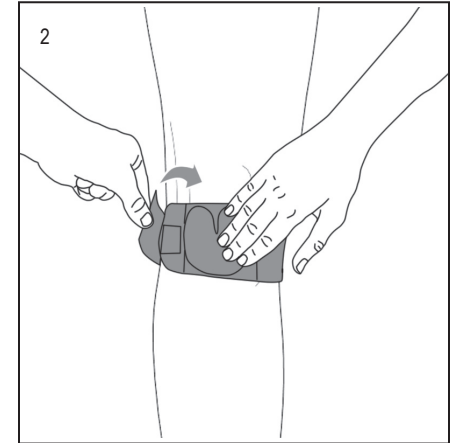
**⚠ Warning:** This device will not prevent or eliminate risk of injury. Do Not Overtighten. If swelling, pain, skin irritation, or an unusual reaction occurs, discontinue use immediately and consult your medical professional.

This device should not be worn by persons with known allergies to neoprene.

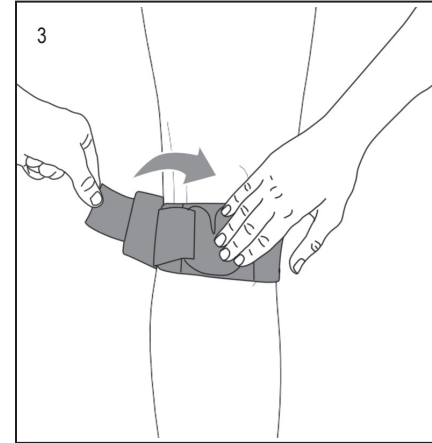
Care: Hand wash using mild soap. Rinse thoroughly. Air dry only. Do not tumble dry.



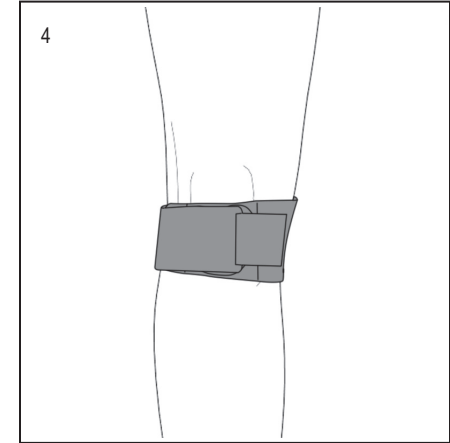
1. Place smooth side of buttress against patella.



2. Hold buttress in place, pull and fasten assist strap.



3. Pull and fasten main brace strap.



4. Completed application.