

# Universal Matt Strap - Sizing Customization

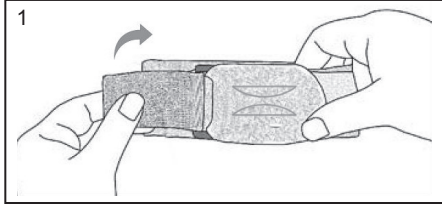
3709

## Warnings and Instructions: Review carefully, proper application is required

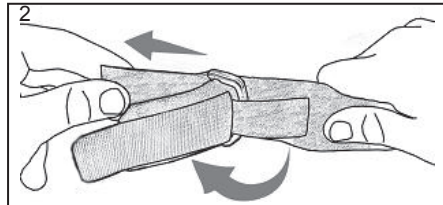
**⚠ Warning:** This device will not prevent or eliminate risk of injury. Do Not Overtighten. If swelling, pain, skin irritation, or an unusual reaction occurs, discontinue use immediately and consult your medical professional.

This device should not be worn by persons with known allergies to neoprene.

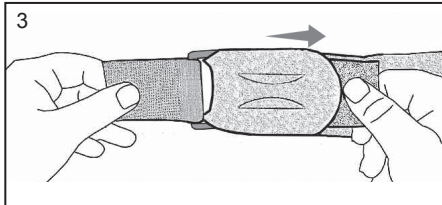
Care: Hand wash using mild soap. Rinse thoroughly. Air dry only. Do not tumble dry.



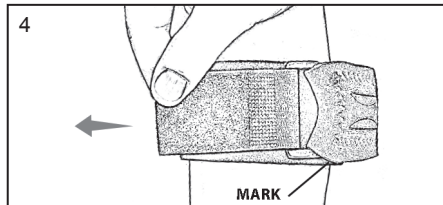
1. Open the strap by detaching the D-ring fastener assembly from the Matt Strap.



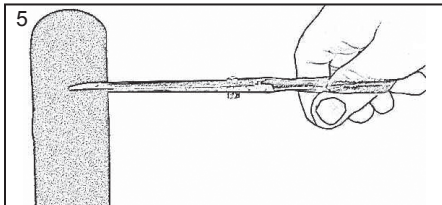
2. Open the Logo Fastener. Pull the D-ring Fastener Assembly so that the D-ring is at the end of the retaining loop.



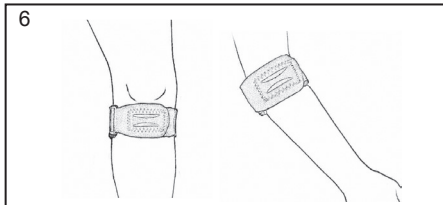
3. Fold the Logo Fastener back down while keeping the D-ring in position as shown.



4. Wrap the Matt Strap around the affected area. Mark at the logo side of the D-ring for trimming as indicated.



5. Remove brace and trim.



6. Finished application

# Knee Application

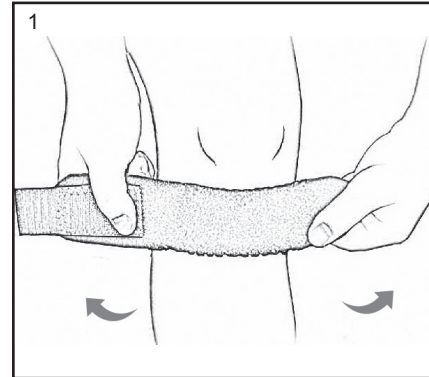
3709

## Warnings and Instructions: Review carefully, proper application is required

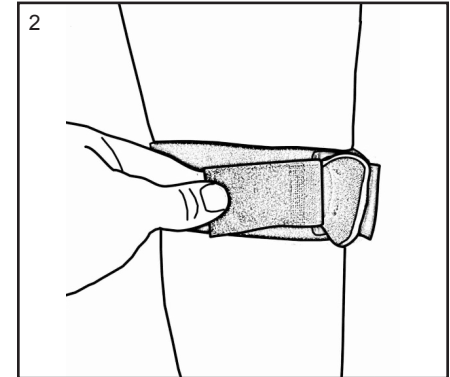
**⚠ Warning:** This device will not prevent or eliminate risk of injury. Do Not Overtighten. If swelling, pain, skin irritation, or an unusual reaction occurs, discontinue use immediately and consult your medical professional.

This device should not be worn by persons with known allergies to neoprene.

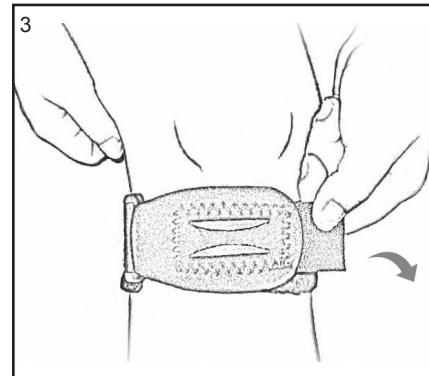
Care: Hand wash using mild soap. Rinse thoroughly. Air dry only. Do not tumble dry.



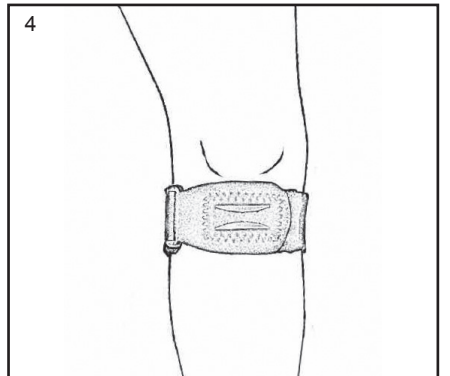
1. Place the moon shaped buttress over the affected area.



2. Wrap the strap completely around the leg. Attach the D-ring Fastener Assembly to the main body behind the knee.



3. Pull the Logo Fastener and attach to the main body.



4. Finished application

# Elbow Application

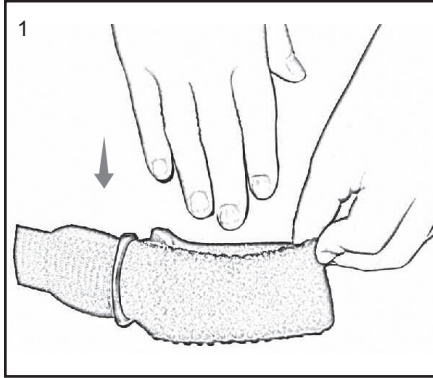
3709

**Warnings and Instructions: Review carefully, proper application is required**

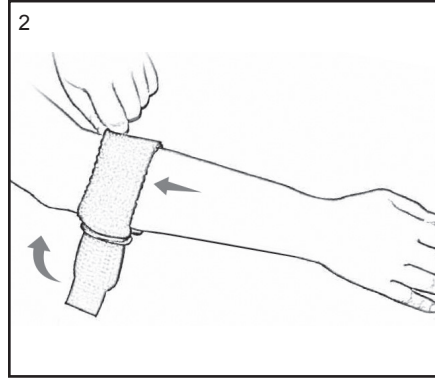
**⚠ Warning:** This device will not prevent or eliminate risk of injury. Do Not Overtighten. If swelling, pain, skin irritation, or an unusual reaction occurs, discontinue use immediately and consult your medical professional.

This device should not be worn by persons with known allergies to neoprene.

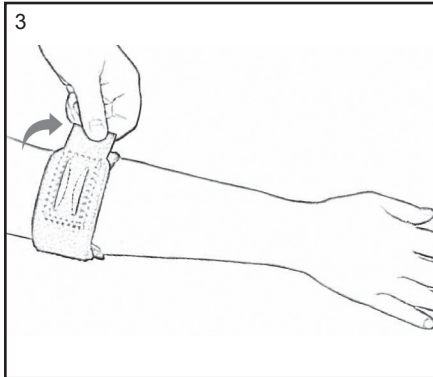
Care: Hand wash using mild soap. Rinse thoroughly. Air dry only. Do not tumble dry.



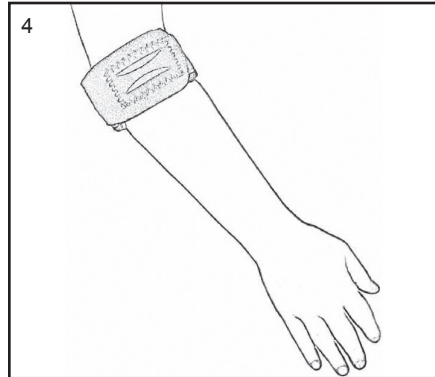
1. Slip strap on arm.



2. Place buttress over affected area.



3. Secure the strap.



4. Finished application.