

Neoprene Wristlet

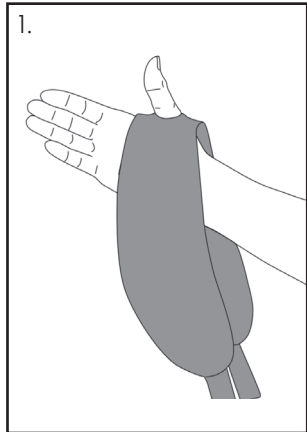
3814

Warnings and Instructions: Review carefully, proper application is required

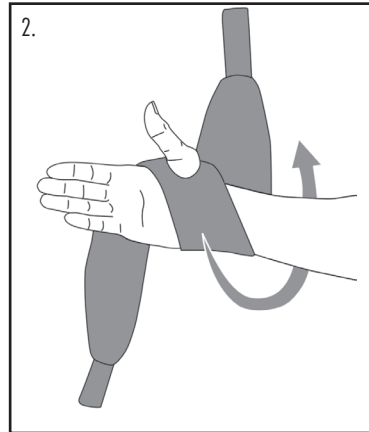
⚠ Warning: This device will not prevent or eliminate risk of injury. Do Not Overtighten. If swelling, pain, skin irritation, or an unusual reaction occurs, discontinue use immediately and consult your medical professional.

This device should not be worn by persons with known allergies to neoprene.

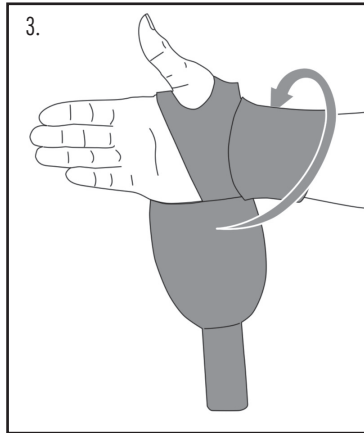
Care: Hand wash using mild soap. Rinse thoroughly. Air dry only. Do not tumble dry.



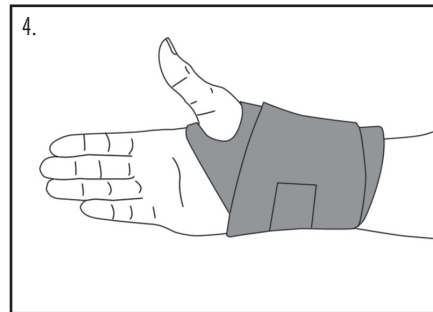
1. Place brace on affected hand with the thumb through thumb hole. Curve of brace should extend toward wrist.



2. Pull front strap around back of wrist and secure.



3. Pull back strap around front of wrist and secure.



4. Finished application.

Neoprene Wristlet

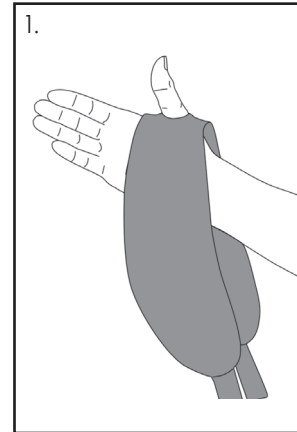
3814

Warnings and Instructions: Review carefully, proper application is required

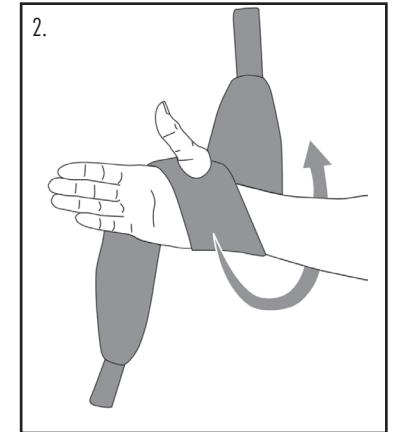
⚠ Warning: This device will not prevent or eliminate risk of injury. Do Not Overtighten. If swelling, pain, skin irritation, or an unusual reaction occurs, discontinue use immediately and consult your medical professional.

This device should not be worn by persons with known allergies to neoprene.

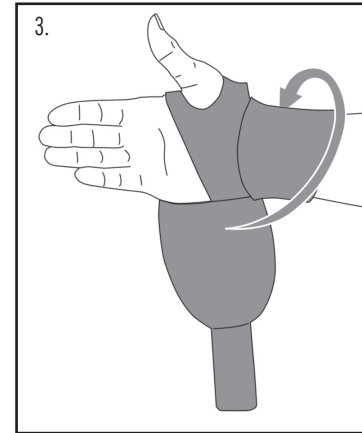
Care: Hand wash using mild soap. Rinse thoroughly. Air dry only. Do not tumble dry.



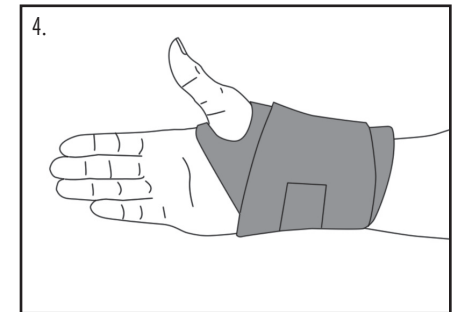
1. Place brace on affected hand with the thumb through thumb hole. Curve of brace should extend toward wrist.



2. Pull front strap around back of wrist and secure.



3. Pull back strap around front of wrist and secure.



4. Finished application.