

Tennis Elbow Strap with Pressure Pad

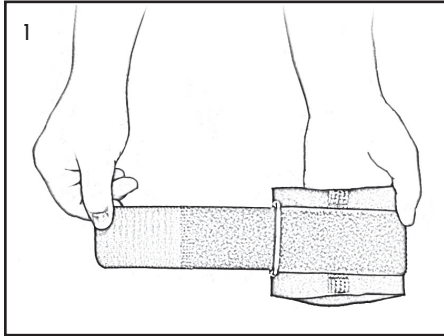
3838

Warnings and Instructions: Review carefully, proper application is required

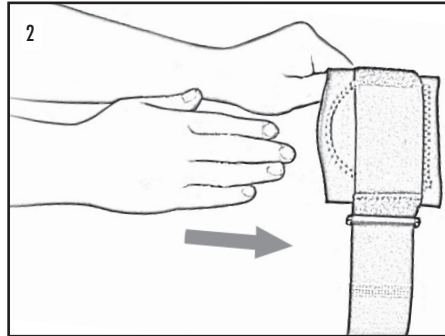
⚠ Warning: This device will not prevent or eliminate risk of injury. Do Not Overtighten. If swelling, pain, skin irritation, or an unusual reaction occurs, discontinue use immediately and consult your medical professional.

This device should not be worn by persons with known allergies to neoprene.

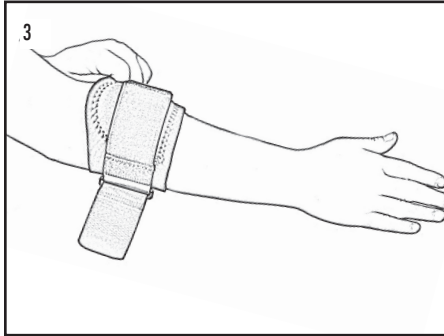
Care: Hand wash using mild soap. Rinse thoroughly. Air dry only. Do not tumble dry.



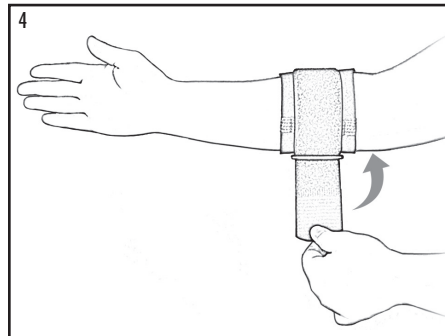
1. Open the strap.



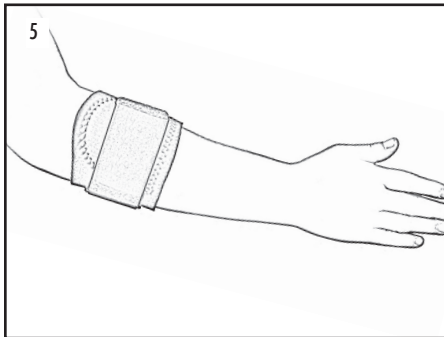
2. Slip strap on arm.



3. Place the pad on affected area.



4. Secure the strap.



5. Finished application.

Tennis Elbow Strap with Pressure Pad

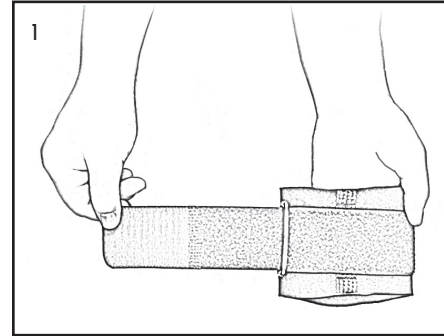
3838

Warnings and Instructions: Review carefully, proper application is required

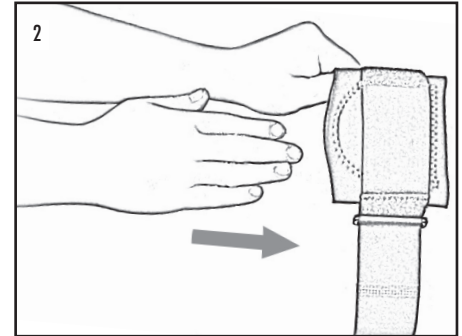
⚠ Warning: This device will not prevent or eliminate risk of injury. Do Not Overtighten. If swelling, pain, skin irritation, or an unusual reaction occurs, discontinue use immediately and consult your medical professional.

This device should not be worn by persons with known allergies to neoprene.

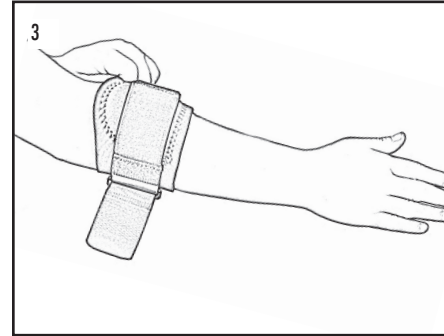
Care: Hand wash using mild soap. Rinse thoroughly. Air dry only. Do not tumble dry.



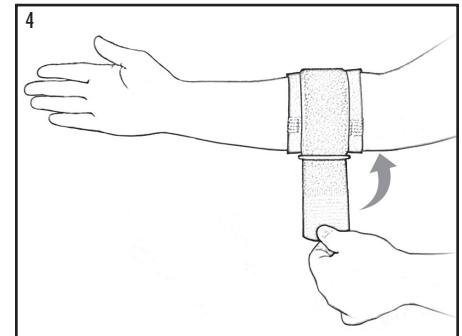
1. Open the strap.



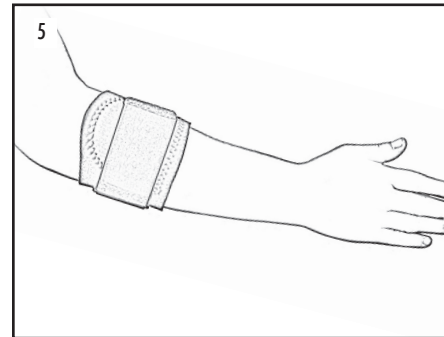
2. Slip strap on arm.



3. Place the pad on affected area.



4. Secure the strap.



5. Finished application.