

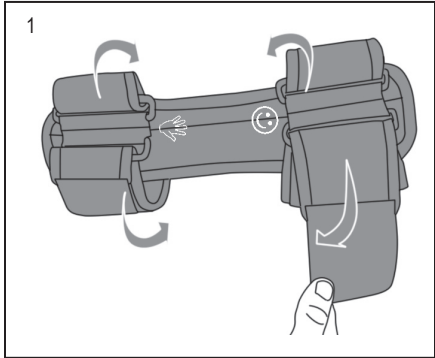
Cubital Comfort Brace

3847

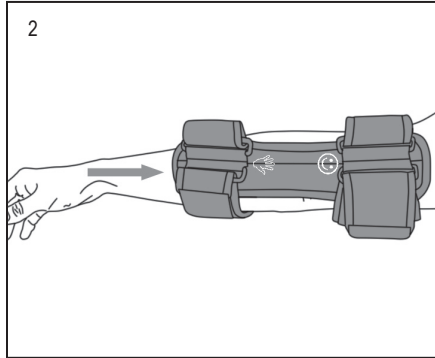
Warnings and Instructions: Review carefully, proper application is required

⚠ Warning: This device will not prevent or eliminate risk of injury. Do Not Overtighten. If swelling, pain, skin irritation, or an unusual reaction occurs, discontinue use immediately and consult your medical professional.

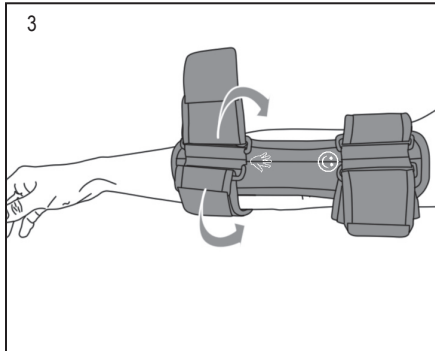
Care: Hand wash using mild soap. Rinse thoroughly. Air dry only. Do not tumble dry.



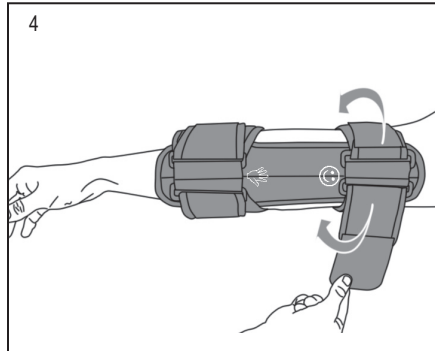
1. Loosen straps.
Re-attach straps at the loosest setting.



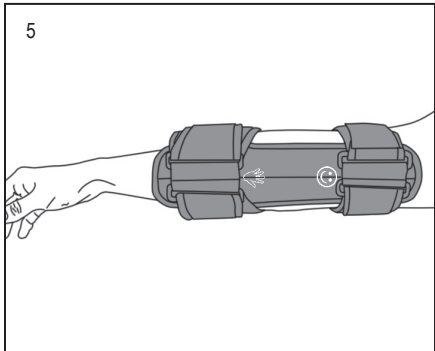
2. Slide brace on arm. Center on elbow crease.



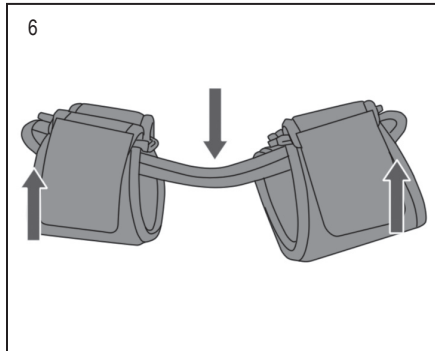
3. Pull and fasten front straps.



4. Pull and fasten upper straps.



5. Finished application.



6. Bend stays to adjust angle of brace as directed by your medical practitioner.

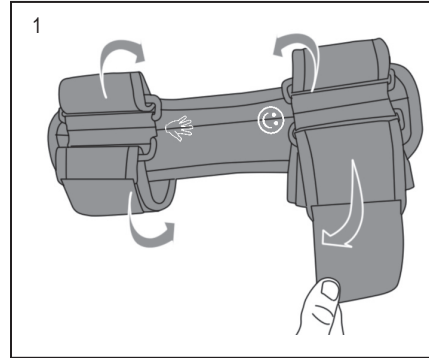
Cubital Comfort Brace

3847

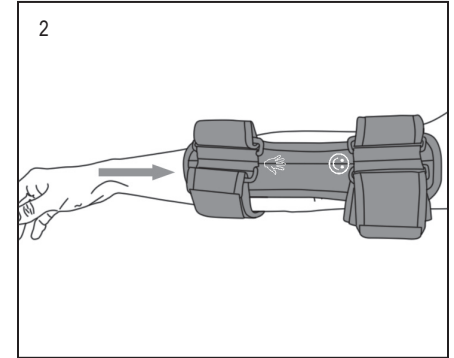
Warnings and Instructions: Review carefully, proper application is required

⚠ Warning: This device will not prevent or eliminate risk of injury. Do Not Overtighten. If swelling, pain, skin irritation, or an unusual reaction occurs, discontinue use immediately and consult your medical professional.

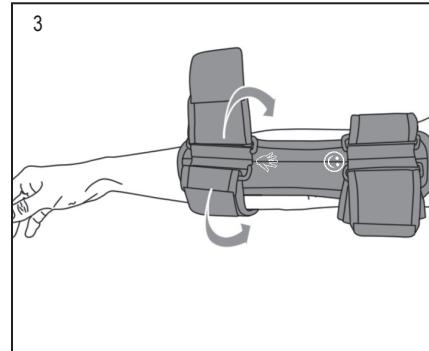
Care: Hand wash using mild soap. Rinse thoroughly. Air dry only. Do not tumble dry.



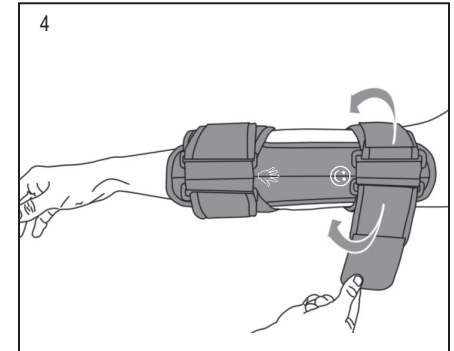
1. Loosen straps.
Re-attach straps at the loosest setting.



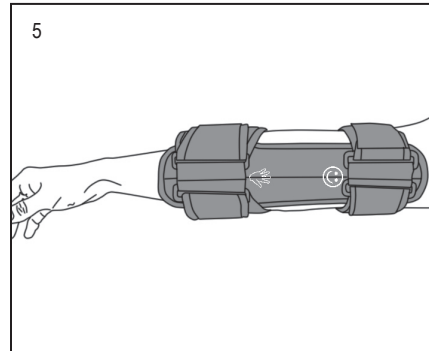
2. Slide brace on arm. Center on elbow crease.



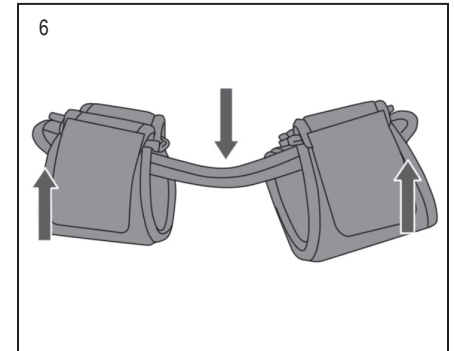
3. Pull and fasten front straps.



4. Pull and fasten upper straps.



5. Finished application.



6. Bend stays to adjust angle of brace as directed by your medical practitioner.