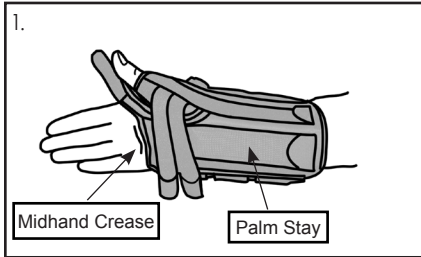
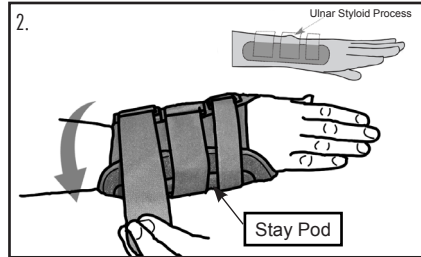


**Warnings and Instructions: Review carefully, proper application is required**

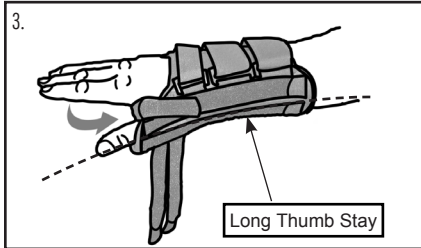
**⚠ Warning:** This device will not prevent or eliminate risk of injury. Do Not Overtighten. If swelling, pain, skin irritation, or an unusual reaction occurs, discontinue use immediately and consult your medical professional. This device should not be worn by persons with known allergies to neoprene.  
 Care: Hand wash using mild soap. Rinse thoroughly. Air dry only. Do not tumble dry.



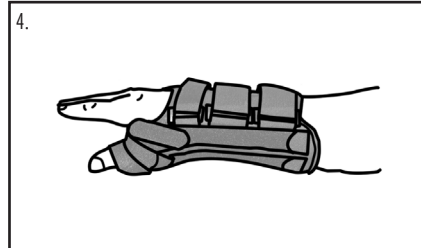
1. Position hand in brace.  
Line up palm stay below midhand crease line.



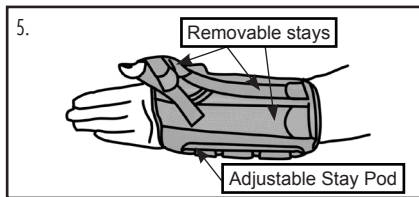
2. Pull and secure wrist straps.  
Stay pod should be below ulnar styloid process.



3. Pull and secure non-stretchable strap between thumb and forefinger.  
Long thumb stay should be lined up with the outside contour of the thumb hand and arm



4. Secure thumb with 2 stretchable thumb straps.

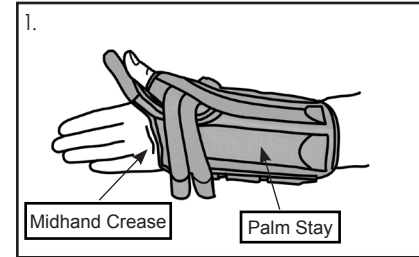


5. Adjust for a comfortable secure fit by adjusting straps, bending or removing stays, and re-positioning stay pod.  
Trim Excess strap material.

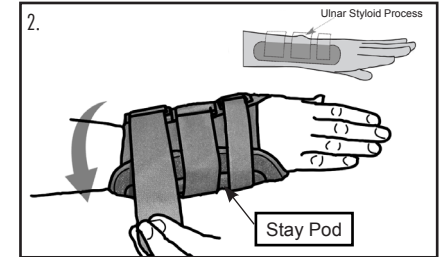
U.S. Patent No. 6960176

**Warnings and Instructions: Review carefully, proper application is required**

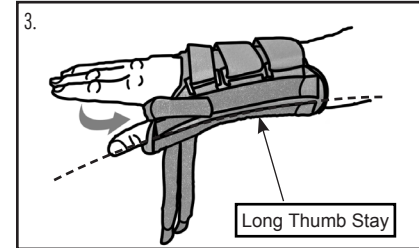
**⚠ Warning:** This device will not prevent or eliminate risk of injury. Do Not Overtighten. If swelling, pain, skin irritation, or an unusual reaction occurs, discontinue use immediately and consult your medical professional. This device should not be worn by persons with known allergies to neoprene.  
 Care: Hand wash using mild soap. Rinse thoroughly. Air dry only. Do not tumble dry.



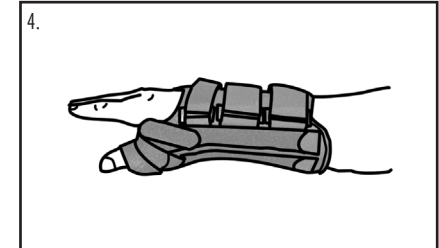
1. Position hand in brace.  
Line up palm stay below midhand crease line.



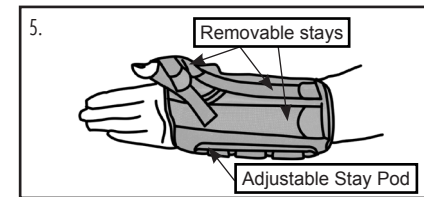
2. Pull and secure wrist straps.  
Stay pod should be below ulnar styloid process.



3. Pull and secure non-stretchable strap between thumb and forefinger.  
Long thumb stay should be lined up with the outside contour of the thumb hand and arm



4. Secure thumb with 2 stretchable thumb straps.



5. Adjust for a comfortable secure fit by adjusting straps, bending or removing stays, and re-positioning stay pod.  
Trim Excess strap material.

U.S. Patent No. 6960176