

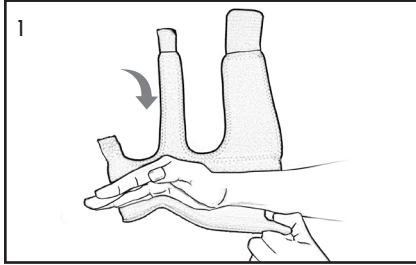
TKO Boxers Fracture

Warnings and Instructions: Review carefully, proper application is required

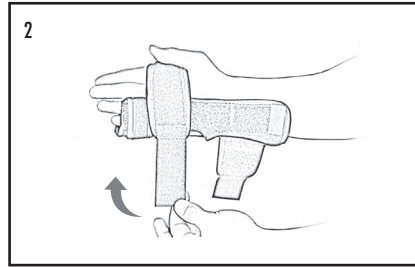
⚠ Warning: This device will not prevent or eliminate risk of injury. Do Not Overtighten. If swelling, pain, skin irritation, or an unusual reaction occurs, discontinue use immediately and consult your medical professional.

This device should not be worn by persons with known allergies to neoprene.

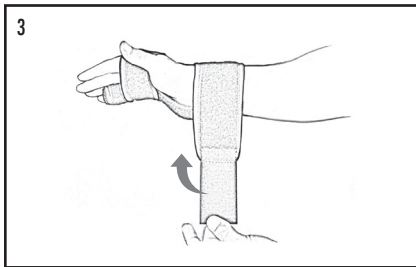
Care: Hand wash using mild soap. Rinse thoroughly. Air dry only. Do not tumble dry.



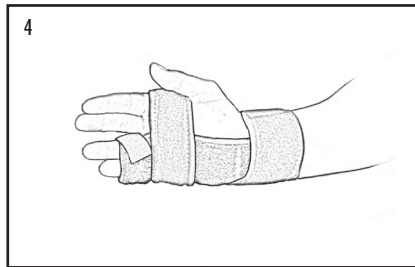
1. Line up bend in palmar stay with palmar digital crease. Pull distal strap around little finger and ring fingers and fasten.



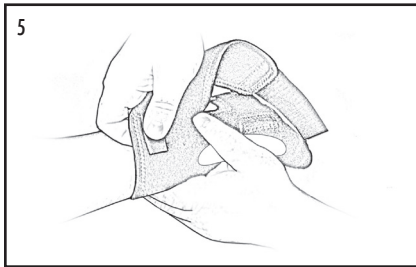
2. Pull middle strap between thumb and forefinger and fasten.



3. Pull and fasten wrist strap.



4. Finished application.

OPTIONAL: Form stay to fit

5. Improve comfort and positioning by bending the stays if there is pressure on the ulnar styloid.

U.S. Patent No. 7278980, 7402149, 7455650, 7442177

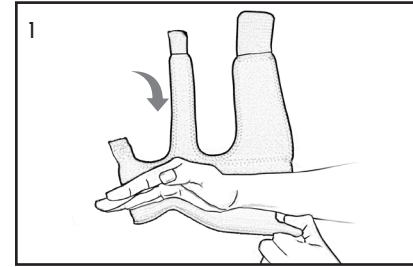
TKO Boxers Fracture

Warnings and Instructions: Review carefully, proper application is required

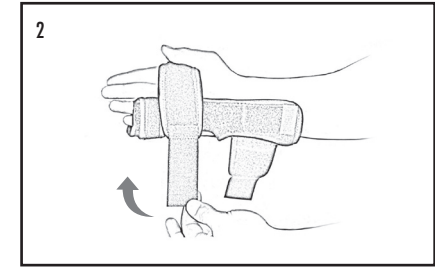
⚠ Warning: This device will not prevent or eliminate risk of injury. Do Not Overtighten. If swelling, pain, skin irritation, or an unusual reaction occurs, discontinue use immediately and consult your medical professional.

This device should not be worn by persons with known allergies to neoprene.

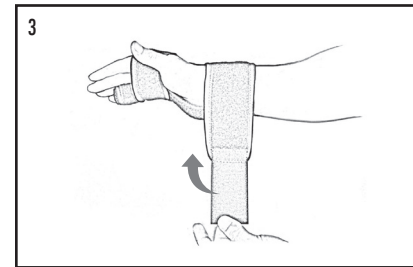
Care: Hand wash using mild soap. Rinse thoroughly. Air dry only. Do not tumble dry.



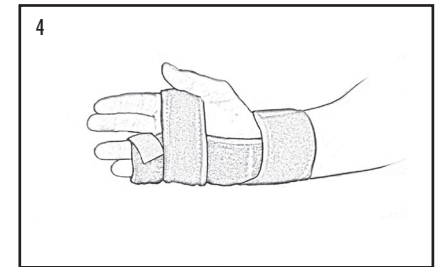
1. Line up bend in palmar stay with palmar digital crease. Pull distal strap around little finger and ring fingers and fasten.



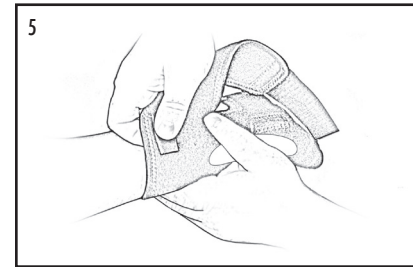
2. Pull middle strap between thumb and forefinger and fasten.



3. Pull and fasten wrist strap.



4. Finished application.

OPTIONAL: Form stay to fit

5. Improve comfort and positioning by bending the stays if there is pressure on the ulnar styloid.

U.S. Patent No. 7278980, 7402149, 7455650, 7442177