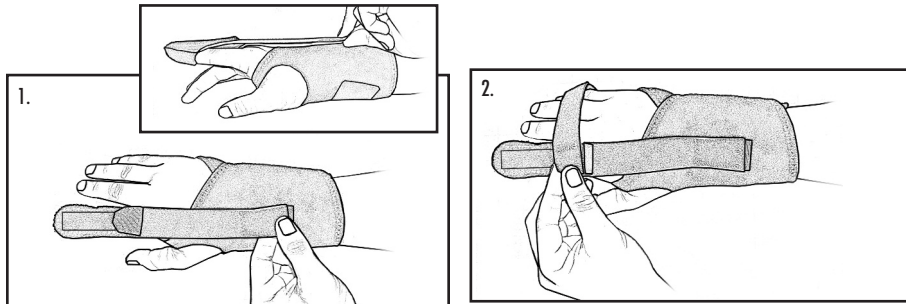
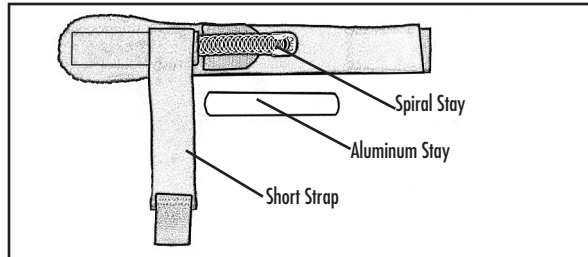


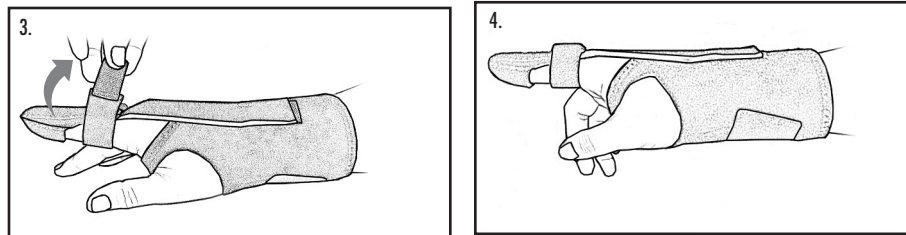
Warnings and Instructions: Review carefully, proper application is required

Warning: This device will not prevent or eliminate risk of injury. Do Not Over-tighten. If swelling, pain, skin irritation, or an unusual reaction occurs, discontinue use immediately and consult your medical professional. This device should not be worn by persons with known allergies to neoprene.

Care: Hand wash using mild soap. Rinse thoroughly. Air dry only. Do not tumble dry.



1. Place fully extended finger in finger strap, pull and fasten strap to brace. **DO NOT OVER-EXTEND THE FINGER**
 2. Attach small strap to top of finger strap near the hand.

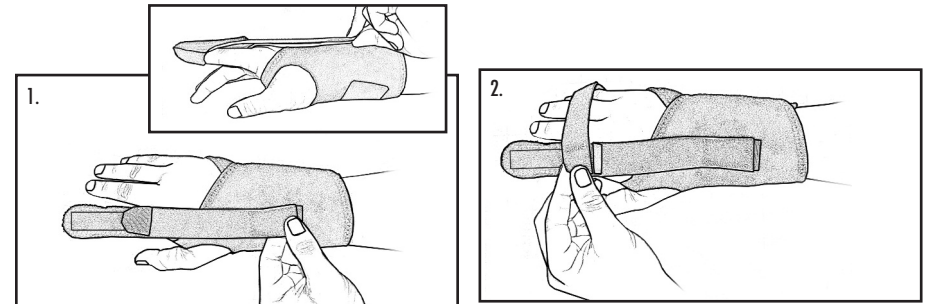
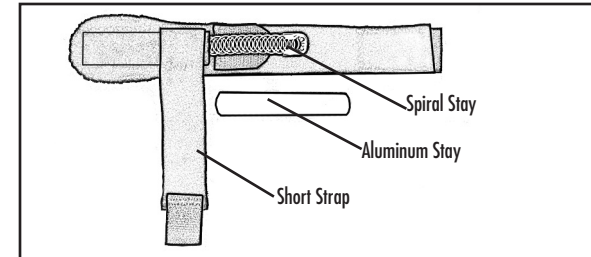


3. Pull small strap around finger and fasten. **DO NOT OVER-TIGHTEN**
 4. Finished application.

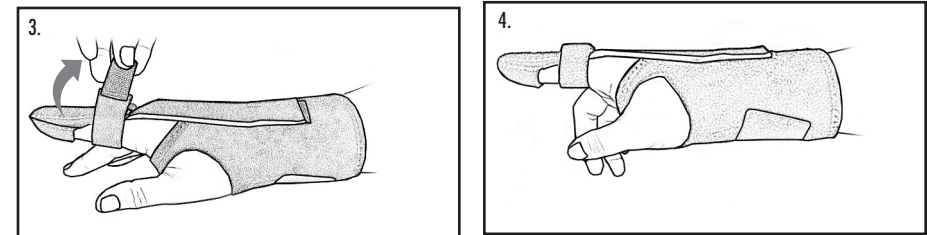
Warnings and Instructions: Review carefully, proper application is required

Warning: This device will not prevent or eliminate risk of injury. Do Not Over-tighten. If swelling, pain, skin irritation, or an unusual reaction occurs, discontinue use immediately and consult your medical professional. This device should not be worn by persons with known allergies to neoprene.

Care: Hand wash using mild soap. Rinse thoroughly. Air dry only. Do not tumble dry.



1. Place fully extended finger in finger strap, pull and fasten strap to brace. **DO NOT OVER-EXTEND THE FINGER**
 2. Attach small strap to top of finger strap near the hand.



3. Pull small strap around finger and fasten. **DO NOT OVER-TIGHTEN**
 4. Finished application.